



## Perfect dimming

ISYGLT UD-700-X2 and ISYnet UD-700-X2 DALI  
Universal Dimmer



Best dimming,  
even for LED retrofit lamps

## Universal Dimmer

**ISYGLT® UD-700-X2 and ISYnet UD-700-X2-DALI**



Play it safe when choosing your dimmer. Our universal dimmers reliably dim a wide variety of lamps and provide you with flexibility on the construction site. The internal dimming resolution of 16 bits ensures homogeneous and flicker-free dimming with nearly soundless operation.

### Optimum operation of LED retrofit lamps

These two dimmers were developed especially for the operation of LED retrofit lamps identified as “dimable”. Internal lamp electronics have made planning and installation more difficult in the past. With our integrated oscilloscope function, you are now able to determine how many lamps can be operated on one channel. If troubleshooting should nevertheless be required, this function helps clear things up on site. Both dimmers handle the high current peaks produced by LED retrofits extremely well.

### Automatic recognition of the control mode

The universal dimmers automatically recognise whether the connected load has to be dimmed with the leading edge or trailing edge. High-voltage lamps e.g. halogene lamps, magnetic transformers and electronic ballast, energy-saving lamps and LED retrofit lamps can be controlled.



The perfect modules for flicker-free dimming of LED retrofit lamps

#### Control:

- 2x 0-10 V or 1-10 V for “emergency operation” or “standalone operation”
- Option:  
UD-700-X2:  
1 ISYGLT BUS connection and DMX (RS-485)  
or  
UD-700-X2-DALI:  
1 DALI +/- connection

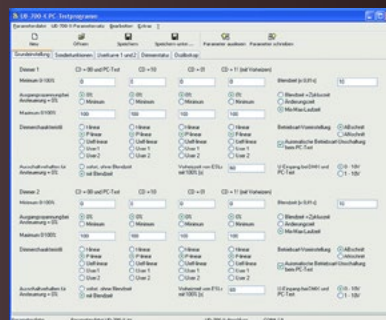




Universal in application:

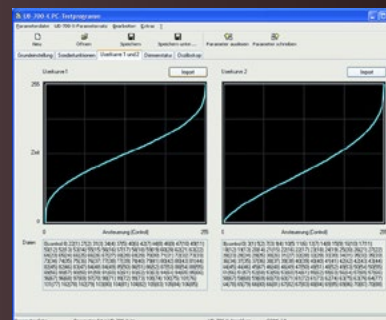
- DALI BUS
- ISYGLT BUS
- DMX512 8-bit and 16-bit
- Standalone: 0-10 V, 1-10 V, touch dimmer
- Internal potentiometers
- USB port for the software tool

## Software



### Basic settings and special functions

The leading edge and trailing edge operating modes can be configured in the basic settings. Furthermore, the fade time and dimmer characteristics can be selected separately for the two dimming channels.



### Individual dimming curves

Individual dimming curves can be defined under "User curve 1 and 2".



### Simulation and testing

Values can be output to the dimmer on the "Dimmer Status" tab. The current temperature, output power and peak currents are displayed among other things. With the **oscilloscope function**, various measuring methods can be carried

out to make planning and putting into operation easier. Especially for the operation of retrofit lamps, the load can be checked in regards to excessively high current peaks.

## Highlight – oscilloscope function

### Easier planning

Measure the current peaks to determine the maximum number of lamps for operation.

### Easy to put into operation

Greater transparency by measuring the temperature, output, voltage, current and more. This function is integrated in the free software tool.

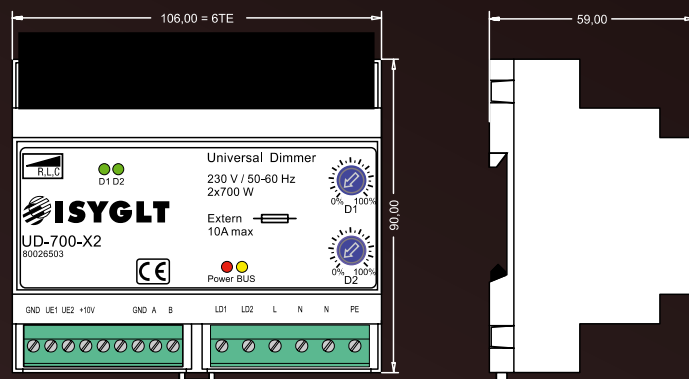
You can download the software free of charge on [www.seebacher.de](http://www.seebacher.de)



#### Outputs

- 2x 700 W (230 V) or  
1x 1400 W (both channels linked)

## View

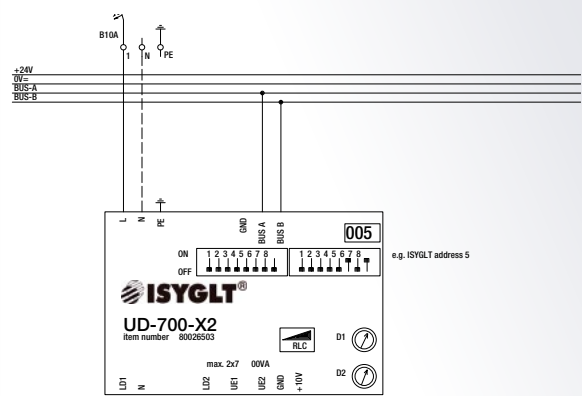


## Technical data

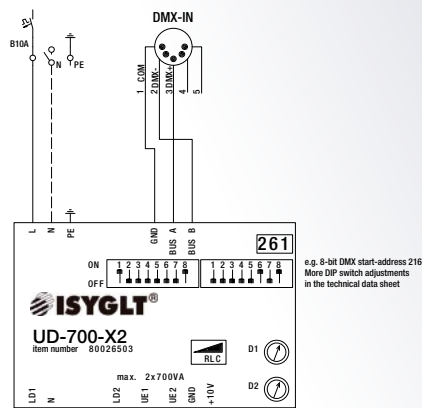
Type	UD-700-X2	UD-700-X2-DALI
Article no.	80026503	80026504
Mains supply	230 V / 45 to 65 Hz	
Fusing	1 x 230 V circuit breaker or fuse 10 A	
Output	2 x 230 V short-circuit proof, max. 700 W per channel	
Power loss	<0.5 ... 6 W (Standby ... full load) per channel – total max. 12 W at 2x700 W	
1 (0)-10 V	Sink current at 1-10 V = 0.54 mA Source current with hardware option "0-10 V" = 0.14 mA at 71 kOhm	
Isolation voltage	3500 V (ISYGLT BUS / mains)	
Short-circuit protection	Electronic overload protection through current measurement Short-circuit shut-off within 10 milliseconds	
Model	Black plastic housing, snaps onto 35 mm DIN rail 6 TE	
Dimensions	WxHxD 106x90x59 mm REG (6 TE)	
Weight	300 g	
Connection	Screw terminals 1.5 mm² pluggable	
Operating temperature	-10...+45 °C > at +50 °C max. 60 % connectable load > at +55 °C max. 50 % connectable load > at +60 °C max. 30 % connectable load	
Storage temperature	-25...+70 °C	
Relative humidity	0...85 % non-condensing	
Protection class	IP 30	
Protection class	I	
CE marking	Yes	

# Wiring scheme

## ISYGLT control

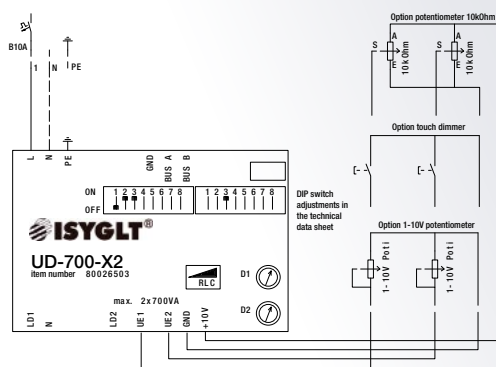


## DMX-512 control

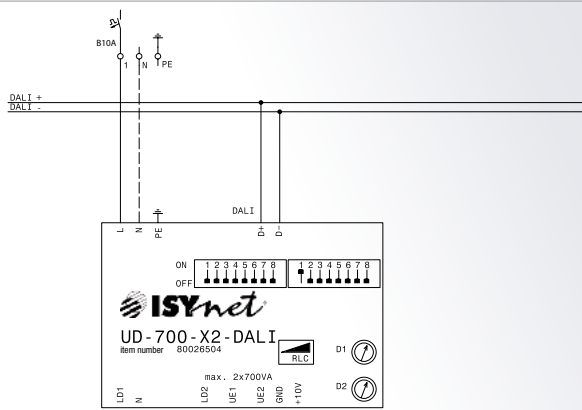


## Standalone control: (0)1-10 V, touch dimm or 10 kΩ potentiometer

Also applies to UD-700-X2-DALI

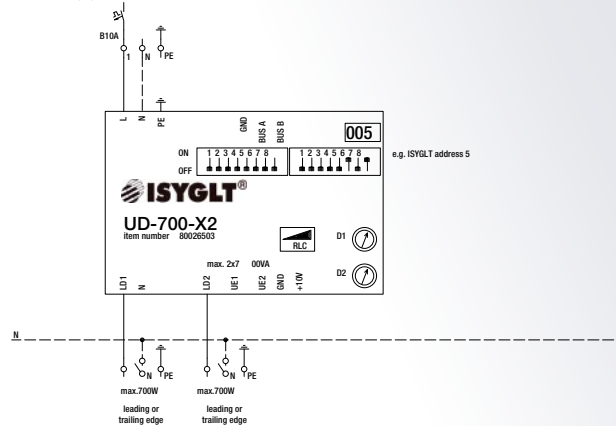


## DALI control



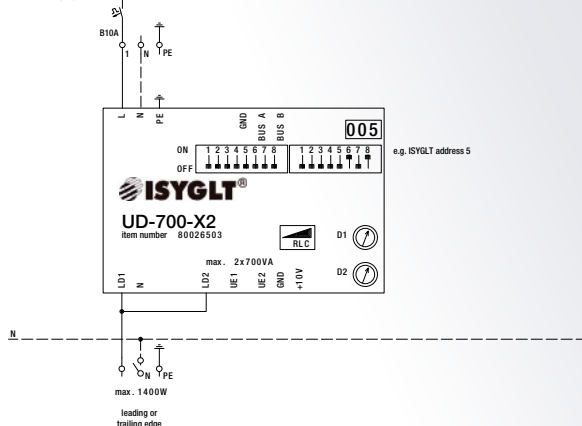
## Power section 2x700 W

Also applies to UD-700-X2-DALI



## Power section 1x1400 W

Also applies to UD-700-X2-DALI







## Professional dimming

Not the right dimmer for your requirements? We have dimmers for virtually all applications in our product range. Please contact us!



[www.isyglit.de/com](http://www.isyglit.de/com)

**ISYGLT Germany  
Seebacher GmbH**  
83646 Bad Tölz  
Phone: +49 (0) 8041 77776  
Mail: [info@seebacher.de](mailto:info@seebacher.de)

**ISYGLT Germany  
multisenses GmbH**  
32791 Lage  
Phone: +49 (0) 5232 9801990  
Mail: [info@multisenses.de](mailto:info@multisenses.de)

**ISYGLT Switzerland  
se Lightmanagement AG**  
8957 Spreitenbach  
Phone: +41 (0) 56 4187611  
Mail: [info@se-ag.ch](mailto:info@se-ag.ch)

**ISYGLT Netherlands  
Light Technology Nederland BV**  
5026 SR Tilburg  
Phone: +31 (0) 13 5900130  
Mail: [info@light-technology.nl](mailto:info@light-technology.nl)